

PROTOCOLS CHEMICAL PEELS



PROFESSIONAL USE

RANGE OF PROTOCOLS

MOISTURIZING

- Dry and flaking skin

REVITALIZING

- Dull skin and special events
- INTENSE. Improves the appearance of skin and softens fine lines

ANTIOXIDANT

- LIGHT. Prepares the skin's defenses during hot seasons
- MEDIUM. Protects and boosts the skin's natural defenses
- LIP PHOTO-AGING. Dry, wrinkled and/or hyperpigmented lips
- PHOTO-AGING. Photodamage on face, décolleté and hands

PHOTOREPAIR

- LIGHT. Photodamage and uneven skin tone
- MEDIUM. Photodamaged skin

ANTI-AGING

- LIGHT. Mild-medium wrinkles in sensitive skin
- MEDIUM. Mild-medium wrinkles in normal skin
- PLUS I. Moderate wrinkles and skin spots
- PLUS II. Moderate-deep wrinkles, dyschromia, and flaccidity
- FORTE. Severe wrinkles, with uneven spots and lack of toning

FIRMING

- Mature skin and/or flaccid skin

ANTI-ACNE

- LIGHT. Acne comedonica and oily skin
- SENSITIVE. Moderate acne in sensitive skin: papulo-pustular
- MEDIUM. Moderate acne: papulo-pustular
- INFLAMMATORY. Inflammatory acne
- ACNE SCARS

ANTI- COUPEROSE

- Reactive skin with fragile capillaries

DEPIGMENTING

- SENSITIVE. Moderate pigmentation in sensitive skin
- MEDIUM I. Moderate pigmentation
- MEDIUM II. Moderate pigmentation
- MEDIUM III. Moderate pigmentation with vascular component
- INTENSE. Severe pigmentations with vascular component
- FORTE. Severe pigmentations
- PERIOULAR. Under-eye hemosiderotic pigmentation
- BODY. Lentigines on décolleté and hands

GENITAL CARE

- GENITAL WHITENING. Darkening of the skin in the genital area
- GENITAL REJUVENATION. Aging, loss of tension and darkening of the genital area

ANTI-STRETCH MARKS

- Distention stretch marks caused by changes in body volume



MOISTURIZING Protocol

45 min

Dry and flaking skin

Intensity



Skin preparation

- A. Cleanse skin with a gauze soaked in **Sensyses Liposomal Cleanser**.
- B. Degrease skin with **Degreasing solution**.
- C. Protect sensitive areas (lips and nose wings) with **Silkses skin protection moisturizer**.

Peel



1. Apply a coat of **Pyruvic peel LA** and allow to dry.
2. Combine 1/4 measuring cup of **Resveraderm ADDITIVE** + 1/2 measuring cup of **Lactipeel**. Mix well with a spatule and apply starting on the toughest areas towards the most sensitive areas (forehead, cheeks, chin, upper lip and nose). Allow to work 3-5 minutes. Neutralize the peel by rinsing the application area with water and pat dry.
3. Apply 3-4 drops of **Hidraderm Hyal liposomal serum** and massage until completely absorbed.
4. Finish with **Nanomask hyaluronic acid** or **Moisturizing Foldedmask mask**. Allow to work 15-30 minutes and remove.
5. Apply the **SPF50+ Sunscreen** from **Mediderma by Sesderma**.

Frequency: conduct 4-6 treatments each with a 4 week break. The final number of sessions will depend on the patient's evolution.

Maintenance: repeat the sessions every 3 months.

MOISTURIZING Protocol

Dry and flaking skin

Mediderma by Sesderma home treatment



Cleansing

Liposomal cleansing lotion / 100 ml

Lipid bubble solution, removes makeup from face and eyes.

Skin-balancing and repairing cleanser with essential fatty acids to maintain a healthy corneal layer.



Daily care

Moisturizing facial gel cream / 50 ml

Formulated with 3 molecular sizes of hyaluronic acid, able to reach all the structures involved in the hydration mechanism.

Provides immediate deep hydration, with filler effect to reduce wrinkles and expression lines.



Revitalizing facial fluid / 50 ml

This cream is lightweight, smooth and absorbs quickly. Formulated with vitamin C, anti-wrinkle peptides and a clarifying complex to prevent photo-aging on the skin caused by the sun and the action of free radicals. Your skin will feel younger, more luminous and full of vitality. Reduces the appearance of wrinkles and adds moisture, elasticity and evenness to the skin tone, clarifying spots and preventing them from reappearing.



Liposomal moisturizing serum / 30 ml


Intensive treatment. Enables the transport of hyaluronic acid ceramides and vitamin A, encapsulated in nanosomes to the deepest layers of the skin, to enhance their effect.

Home treatment line by Sesderma



For sale in pharmacies, parapharmacies and medical clinics.

 **SENSYSES CLEANSER HYALURONIC** / 200 ml
Lipid bubble solution

 **HIDRADERM HYAL** / 50 ml
Moisturizing facial cream

 **HIDRALOE** / 50 ml
Moisturizing facial cream

 **HIDRADERM HYAL** / 30 ml
Liposomal serum

REVITALIZING Protocol

45 min

Dull skin and special events

Intensity



Skin preparation

- A. Cleanse skin with a gauze soaked in **Sensyses Liposomal Cleanser**.
- B. Degrease skin with **Degreasing solution**.
- C. Protect sensitive areas (lips and nose wings) with **Silkses skin protection moisturizer**.

Peel



1. Apply 1 coat of **Salipeel DS** and allow to dry.
2. Combine the following products: 1/4 measuring cup of **Luminous ADDITIVE** + 1/2 measuring cup of **Lactipeel**. Mix well with a spatule and apply starting in the toughest areas towards the most sensitive areas (forehead, cheeks, chin, upper lip and nose). Allow to work 10-15 minutes. Neutralize the peel by rinsing the application area with water and pat dry.
3. Apply one ampoule of **Natuvalia luminous effect ampoules** and massage lightly until completely absorbed.
4. Apply the mask **Nanomask C-VIT** or **Propimask vitamin C** and fit to the face. Allow to work for 15-30 minutes and remove carefully massaging the remaining product on the skin.
5. Apply the **SPF50+ Sunscreen** from **Mediderma by Sesderma**.

Frequency: conduct 4-6 treatments each with a 3-4 week break. The final number of sessions will depend on the patient's evolution.

Maintenance: repeat the sessions every 2-3 months. For faster results alternate with Nanopore treatments.

REVITALIZING Protocol

Dull skin and special events

Mediderma by Sesderma home treatment



Cleansing

Liposomal cleansing lotion / 100 ml

Lipid bubble solution, removes makeup from face and eyes.

Skin-balancing and repairing cleanser with essential fatty acids to maintain a healthy corneal layer.



Daily care

 Revitalizing facial fluid / 50 ml

This cream is lightweight, smooth and absorbs quickly. Formulated with vitamin C, anti-wrinkle peptides and a clarifying complex to prevent photo-aging on the skin caused by the sun and the action of free radicals. Your skin will feel younger, more luminous and full of vitality. Reduces the appearance of wrinkles and adds moisture, elasticity and evenness to the skin tone, clarifying spots and preventing them from reappearing.



 Anti-aging facial gel cream / 50 ml

Prevents and treats the signs of chronological skin aging caused by the passing of time. Contains free and liposomal glycolic acid to renew, regenerate and moisturize skin.



Intensive treatment

Revitalizing liposomal serum / 30 ml

Intensive treatment. Through its composition, rich in vitamin C, Hyaluronic acid, anti-wrinkle peptides and morus alba extract, it is capable of counteracting the damaging effects of free radicals, as well as repairing already existing damage. Its protective action is achieved through the joint action of its active ingredients, which enhance the natural defences of the skin, correcting any visible damage - wrinkles, dehydration, loss of luminosity and skin tone - and protecting it from future aggressions.

Home treatment line by Sesderma



For sale in pharmacies, parapharmacies and medical clinics.

 **SENSYSES CLEANSER LIGHTENING** / 200 ml
Lipid bubble solution

 **C-VIT RADIANCE** / 50 ml
Glowing fluid

 **ACGLICOLIC CLASSIC** / 50 ml
Anti-aging concentrate

 **C-VIT** / 30 ml
Liposomal serum

REVITALIZING INTENSE Protocol

45
min

Improves the appearance of skin and softens fine lines

Intensity



Skin preparation

- A. Cleanse skin with a gauze soaked in **Sensyses Liposomal Cleanser**.
- B. Degrease skin with **Degreasing solution**.
- C. Protect sensitive areas (lips and nose wings) with **Silkses skin protection moisturizer**.

Peel



Mix the contents of **TCA Madrid Simple Peel Soft**: vial 1 (**TCA Solution**) and vial 2 (**Booster Solution**). Apply the mixture in coats with a brush or a gauze. Wait 2-3 minutes after each coat until the solution has dried.

Endpoint: mild erythema.

1. To boost the result, finish the treatment by sealing the treated area with 1 coat of **3-Retises nanopeel 1% gel** and allow to work for 6-8 hours. After this time the patient will rinse the area with plenty of water.
2. Apply the **SPF50+ Sunscreen** from **Mediderma** by **Sesderma**.

Frequency: conduct 4-6 treatments each with a 3-4 week break. The final number of sessions will depend on the patient's evolution.

Maintenance: repeat the sessions every 2-3 months.

REVITALIZING INTENSE Protocol

Improves the appearance of skin and softens fine lines

Mediderma by Sesderma home treatment



Cleansing

Liposomal cleansing lotion / 100 ml


Lipid bubble solution, removes makeup from face and eyes.

Skin-balancing and repairing cleanser with essential fatty acids to maintain a healthy corneal layer.



Daily care

Revitalizing facial fluid / 50 ml

 This cream is lightweight, smooth and absorbs quickly. Formulated with vitamin C, anti-wrinkle peptides and a clarifying complex to prevent photo-aging on the skin caused by the sun and the action of free radicals. Your skin will feel younger, more luminous and full of vitality. Reduces the appearance of wrinkles and adds moisture, elasticity and evenness to the skin tone, clarifying spots and preventing them from reappearing.



 Anti-aging facial gel cream / 50 ml

Prevents and treats the signs of chronological skin aging caused by the passing of time. Contains free and liposomal glycolic acid to renew, regenerate and moisturize skin.



Intensive treatment

Revitalizing liposomal serum / 30 ml

Intensive treatment. Through its composition, rich in vitamin C, Hyaluronic acid, anti-wrinkle peptides and morus alba extract, it is capable of counteracting the damaging effects of free radicals, as well as repairing already existing damage. Its protective action is achieved through the joint action of its active ingredients, which enhance the natural defenses of the skin, correcting any visible damage - wrinkles, dehydration, loss of luminosity and skin tone - and protecting it from future aggressions.

Home treatment line by Sesderma



For sale in pharmacies, parapharmacies and medical clinics.

 **SENSYSES CLEANSER LIGHTENING** / 200 ml
Lipid bubble solution

 **C-VIT RADIANCE** / 50 ml
Glowing fluid

 **ACGLICOLIC CLASSIC** / 50 ml
Anti-aging concentrate

 **C-VIT** / 30 ml
Liposomal serum

ANTIOXIDANT LIGHT Protocol

Prepares the skin's defenses during warm seasons

45 min

Intensity



Skin preparation

- A. Cleanse skin with a gauze soaked in **Sensyses Liposomal Cleanser**.
- B. Protect sensitive areas (lips and nose wings) with **Silkses skin protection moisturizer**.

Peel



1. Apply 2 coats of **Ferulac peel classic** and massage the product in between coats until a white mask forms.
2. Combine the following: 1/4 ladle of **Resveraderm ADDITIVE** + 3/4 de ladle of **C-peel delivery serum**.
Mix well all components with a spatule.
Apply the resulting mixture in coats with a soft massage between layers to help active ingredient penetration.
3. Spray **ATPses mist** over the entire face and massage until fully absorbed. Apply a total of 2 coats of product (about 7 sprays per coat).
4. Fit the mask **Revitalizing Foldedmask**, **ATPses Photomask** or **Propimask / Nanomask Vitamin C** onto face and allow to work for 15 minutes. After this time, remove the mask and massage the remaining product onto skin or remove with a paper tissue.
5. Apply the **Photo repair SPF50+ Sunscreen** from **Mediderma by Sesderma**.

Rinse the area with gauzes soaked in plenty of water and pat dry.

Frequency: conduct 6-8 treatments each with a 2-3 week break. The final number of sessions will depend on the patient's evolution.

Maintenance: repeat the sessions every 2 months.

ANTIOXIDANT LIGHT Protocol

Prepares the skin's defenses during warm seasons

Mediderma by Sesderma home treatment



Cleansing


Liposomal cleansing lotion / 100 ml

Lipid bubble solution, removes makeup from face and eyes.

Skin-balancing and repairing cleanser with essential fatty acids to maintain a healthy corneal layer.



Daily care

 Revitalizing facial fluid / 50 ml

This cream is lightweight, smooth and absorbs quickly. Formulated with vitamin C, anti-wrinkle peptides and a clarifying complex to prevent photo-aging on the skin caused by the sun and the action of free radicals. Your skin will feel younger, more luminous and full of vitality. Reduces the appearance of wrinkles and adds moisture, elasticity and evenness to the skin tone, clarifying spots and preventing them from reappearing.



 Anti-aging facial gel cream / 50 ml

Prevents and treats the signs of chronological skin aging caused by the passing of time. Contains free and liposomal glycolic acid to renew, regenerate and moisturize skin.



Intensive treatment

Antioxidant liposomal serum / 30 ml

Intensive treatment that provides high antioxidant active-ingredient concentration such as resveratrol, phloretin, and vitamins A+C. It repairs accumulated photodamage and increases the skin's natural antioxidant response, helping delay the signs of aging and improving skin hydration, elasticity, and luminosity.

Home treatment line by Sesderma



For sale in pharmacies, parapharmacies and medical clinics.

 **SENSYES CLEANSER LIGHTENING** / 200 ml
Lipid bubble solution

 **C-VIT RADIANCE** / 50 ml
Glowing fluid

 **RESVERADERM ANTIOX** / 50 ml
Anti-aging concentrate

 **REPASKIN DEFENSE** / 30 ml
Liposomal serum

ANTIOXIDANT MEDIUM Protocol

Protects and boosts the skin's natural defenses

30
min

Intensity



Skin preparation

- A. Cleanse skin with a gauze soaked in **Sensyses Liposomal Cleanser**.
- B. Protect sensitive areas (lips and nose wings) with **Silkses skin protection moisturizer**.

Peel



FERULAC PEEL
CLASSIC



FERULAC PEEL
PLUS



FERULAC NANO
ADDITIVE MIST



3-RETISES NANOPEEL
1% GEL



MEDIDERMA BY SESDERMA
SUNSCREEN WITH
REPAIRING ENZYMES

1. Apply 2-3 coats of Ferulac peel classic and massage the product between coats until a white mask forms.
2. Apply 2 coats of Ferulac peel plus and massage the product between coats.
3. Apply 1-2 coats of Ferulac nano additive mist.
4. Seal the treatment with 3-Retises nano peel 1% gel and allow to work for 8 hours. After this time, wash with water and a neutral soap (Mediderma by Sesderma soap-free foamy cream).
5. Apply the Photo repair SPF50+ Sunscreen from Mediderma by Sesderma.

Frequency: conduct 6-8 treatments each with a 2-3 week break. The final number of sessions will depend on the patient's evolution.

Maintenance: repeat the sessions every 2 months.

ANTIOXIDANT MEDIUM Protocol

Protects and boosts the skin's natural defenses

Mediderma by Sesderma home treatment



Cleansing

Liposomal cleansing lotion / 100 ml

Lipid bubble solution, removes makeup from face and eyes.

Skin-balancing and repairing cleanser with essential fatty acids to maintain a healthy corneal layer.



Daily care

 Antioxidant facial gel-cream / 50 ml

Lightweight cream based on powerful antioxidant active ingredients such as resveratrol, idebenone, and vitamins A+C+E. Prevents and protects against the action of free radicals and repairs accumulated photodamage on the skin. Improves hydration, evens out the skin tone, and eliminates fine lines caused by excessive sun radiation.



 Anti-aging facial gel cream / 50 ml

Prevents and treats the signs of chronological skin aging caused by the passing of time. Contains free and liposomal glycolic acid to renew, regenerate and moisturize skin.

Intensive treatment



Antioxidant liposomal serum / 30 ml

Intensive treatment that provides high antioxidant active-ingredient concentration such as resveratrol, phloretin, and vitamins A+C. It repairs accumulated photodamage and increases the skin's natural antioxidant response, helping delay the signs of aging and improving skin hydration, elasticity, and luminosity.

Home treatment line by Sesderma



For sale in pharmacies, parapharmacies and medical clinics.

 **SENSYSES CLEANSER LIGHTENING** / 200 ml
Lipid bubble solution

 **C-VIT RADIANCE** / 50 ml
Glowing fluid

 **RESVERADERM ANTIOX** / 50 ml
Anti-aging concentrate

 **REPASKIN DEFENSE** / 30 ml
Liposomal serum

LIP PHOTO-AGING Protocol

20
min

Dry, wrinkled and/or hyperpigmented lips

Intensity



Skin preparation

A. Cleanse the skin with a gauze soaked in **Sensyses Liposomal Cleanser**.

Peel



FERULAC DUBAI LIPS
TRX MIST



FERULAC DUBAI LIPS PEEL



3-RETISES NANOPEEL
1% GEL



REPASKIN LIPS SPF50+

1. Spray **Ferulac Dubai Lips TRX Mist** 5-8 times on the hand and apply to lips and lip contour, massaging gently until complete absorption.
2. Apply 1-2 coats of **Ferulac Dubai Lips Peel** and massage the area for even application, avoiding contact with the oral mucosa. Allow to work 6-8 minutes and then remove the gel using a gauze soaked in abundant water. Make sure to remove all traces of gel.
3. Seal the treatment applying a thin coat of **3-Retises Nano Peel 1% Gel**. Allow to work 6-8 hours. After this time, the patient must wash the area with gentle soap and water
4. To finish the treatment, apply **SPF50+ lip sunscreen** (Repaskin Lips SPF50+).

Frequency: conduct 4-6 treatments each with a 15-day break. The final number of sessions will depend on the patient's evolution.

Maintenance: repeat the sessions every 3 months.

LIP PHOTO-AGING Protocol

Dry, wrinkled and/or hyperpigmented lips

Mediderma by Sesderma home treatment



Cleansing

Foamy soapless cream / 200 ml

Foamy cream with soothing and regenerating plant extracts, highly tolerant on skin, that eliminates impurities without irritation or dryness.

Daily care



FERULAC Dubai Lips Balm / 10 ml



Balm specifically designed for the lip area. Clarifies blemishes caused by sun exposure. Hydrates and regenerates in depth, softening cracked lips and rejuvenating aged lips. Contains castor oil, jojoba oil, and tranexamic acid.



REPASKIN Lips SPF50 / 10 ml

Photoprotecting lip balm with creamy texture, mattifying effect, and sweet berry fragrance that repairs and protects lips against sun radiation, while nourishing and soothing them. Its SHIELD SYSTEM technology protects the lips thanks to its chemical filters, neutralizes the action of free radicals due to its formulation with antioxidants, and repairs damage to the skin thanks to its repairing enzymes.

Intensive treatment



FILLDERMA LIPS Lip Volumizer

Two-step lip care that replenishes wrinkles, hydrates, defines the lip contour and re-densifies lips.

The first step is the hydrating and protective balm, and the second step is the activating cream, which replenishes wrinkles, firms lips, and defines their contour. Lips look fuller and supple, perfectly moisturized, and protected.

PHOTO-AGING Protocol

Photo damage on face, décolleté and hands

25
min

Intensity



Skin preparation

- A. Cleanse skin with a gauze soaked in **Sensyses Liposomal Cleanser**.
- B. Degrease skin with **Degreasing solution**.
- C. Protect sensitive areas (lips and nose wings) with **Silkses skin protection moisturizer**.

Peel



1. With a brush, apply 1-3 coats of **Ferulac Valencia Peel** according to skin type and the area to be treated. Allow to dry in between coats. If you wish, massage the product until it is dry to enable penetration.
2. Seal the treatment with **3-Retises CT Yellow Peel**. Apply 1/2 ampoule with a gentle massage until completely absorbed and follow with 1/2 sachet of cream. Allow to work for 6-8 hours. After this time, the patient will rinse the area with plenty of water.
3. Finish the treatment by applying **Mediderma by Sesderma SPF50+ sunscreen**.

Note: the dose per coat is 1.2 ml (2 pipettes of product).

Frequency: conduct 6-8 treatments each with a 3-4 week break. The final number of sessions will depend on the patient's evolution.

Maintenance: repeat the sessions every 2-3 months.

PHOTO-AGING Protocol

Photo damage on face, décolleté and hands

Mediderma by Sesderma home treatment



Cleansing

Liposomal cleansing lotion / 100 ml

Lipid bubble solution, removes makeup from face and eyes.

Skin-balancing and repairing cleanser with essential fatty acids to maintain a healthy corneal layer.



Daily care

 Antioxidant facial gel-cream / 50 ml

Lightweight cream based on powerful antioxidant active ingredients such as resveratrol, idebenone, and vitamins A+C+E. Prevents and protects against the action of free radicals and repairs accumulated photodamage on the skin. Improves hydration, evens out the skin tone, and eliminates fine lines caused by excessive sun radiation.



 Renewing anti-ageing facial cream / 50 ml

Renewing cream with 3 types of retinol (retinal, retinyl, and retinol), antioxidant cocktail, anti-wrinkle peptides, and growth factors. Regenerates epidermal cells, improving skin quality and texture. Stimulates the synthesis of collagen and elastin, visibly reduces wrinkles, and provides hydration, vanishing skin dryness. Achieves finer, more hydrated, and wrinkle-free skin.



Intensive treatment

Antioxidant liposomal serum / 30 ml

Intensive treatment that provides high antioxidant-active ingredient concentrations such as resveratrol, phloretin, and vitamins A+C. Repairs accumulated photodamage and boosts the skin's natural antioxidant response, helping delay the signs of photo-aging and improving skin hydration, elasticity, and luminosity.

Home treatment line by Sesderma



For sale in pharmacies, parapharmacies and medical clinics.

 **SENSYSES CLEANSER LIGHTENING** / 200 ml
Lipid bubble solution

 **C-VIT RADIANCE** / 50 ml
Glowing fluid

 **RESVERADERM ANTIOX** / 50 ml
Anti-aging concentrate

 **REPASKIN DEFENSE** / 30 ml
Liposomal serum

PHOTO-REPAIR LIGHT Protocol

30 min

Photo damage and uneven skin tone

Intensity 

Skin preparation

- A. Cleanse skin with a gauze soaked in **Sensyses Liposomal Cleanser**.
- B. Protect sensitive areas (lips and nose wings) with **Silkses skin protection moisturizer**.

Peel



1. Apply 1-3 coats of **DNA Recovery peel solution** in quick and even strokes, starting from the toughest areas towards the most sensitive ones. Massage the treated area between layers until a light white mask forms.
2. Combine the following: 1/4 measuring cup of **Resveraderm ADDITIVE** + 1/2 measuring cup of **C-Peel delivery serum** and pour in the bowl. Mix well all components with a spatule. Apply the resulting mixture in coats with a gentle massage between coats to help active ingredient penetration of active ingredients.
3. Rinse the area with plenty of water and dry the skin. Seal the treatment with 1 coat of **DNA Recovery peel cream** and allow to work approximately 8 hours. After this time, wash with water and gentle cleanser (Mediderma by Sesderma soap-free foamy cream).
4. Finish the treatment by applying **Mediderma by Sesderma SPF50+ sunscreen**.

Frequency: conduct 4-6 treatments each with a 3-4 week break. The final number of sessions will depend on the patient's evolution.

Maintenance: repeat the sessions every 2-3 months.

PHOTO-REPAIR LIGHT Protocol

Photo damage and uneven skin tone

Mediderma by Sesderma home treatment



Cleansing


Liposomal cleansing lotion / 100 ml

Lipid bubble solution, removes makeup from face and eyes.

Skin-balancing and repairing cleanser with essential fatty acids to maintain a healthy corneal layer.



Daily care

 Revitalizing facial fluid / 50 ml

This cream is lightweight, smooth and absorbs quickly. Formulated with vitamin C, anti-wrinkle peptides and a clarifying complex to prevent photo-aging on the skin caused by the sun and the action of free radicals. Your skin will feel younger, more luminous and full of vitality. Reduces the appearance of wrinkles and adds moisture, elasticity and evenness to the skin tone, clarifying spots and preventing them from reappearing.



 **DNA RECOVERY** Post-treatment cream / 30 ml

Repairing cream with active ingredients encapsulated in lipid bubbles that prevent and heal the damage produced by sun radiation. Through its combination of active ingredients, helps prevent photo-aging and restores health and vitality to the skin. Formulated with repair enzymes, growth factors, zinc, amino acids, ferulic acid and 3-retinol system.



Intensive treatment

Antioxidant liposomal serum / 30 ml

Intensive treatment that provides high antioxidant-active ingredient concentrations such as resveratrol, phloretin, and vitamins A+C. Repairs accumulated photodamage and boosts the skin's natural antioxidant response, helping delay the signs of photo-aging and improving skin hydration, elasticity, and luminosity.

Home treatment line by Sesderma



For sale in pharmacies, parapharmacies and medical clinics.

 **SENSYSES CLEANSER LIGHTENING** / 200 ml
Lipid bubble solution

 **C-VIT RADIANCE** / 50 ml
Glowing fluid

 **FERULAC** / 30 + 30 ml
Liposomal anti-aging system

 **REPASKIN MENDER** / 30 ml
Liposomal serum

PHOTO-REPAIR MEDIUM Protocol

40 min

Photo damaged skin

Intensity



Skin preparation

- Cleanse skin with a gauze soaked in **Sensyses Liposomal Cleanser**.
- Protect sensitive areas (lips and nose wings) with **Silkses skin protection moisturizer**.

Peel



- Apply 1-3 coats of **DNA Recovery peel solution** in quick and even strokes, starting from the toughest areas towards the most sensitive ones. Massage the treated area between layers until a light white mask forms.
- Combine the following: 1/4 measuring cup of **Resveraderm ADDITIVE** + 1/2 measuring cup of **C-Peel delivery serum** and pour in the bowl. Mix well all components with a spatule. Apply the resulting mixture in coats with a gentle massage between coats to help active ingredient penetration of active ingredients.
- Apply 1 fine coat of **DNA Recovery peel cream**. Wait a few minutes until the cream has been absorbed.
- Finish the treatment sealing the treated area with **3-Retises CT yellow peel** and allow to work for about 8 hours. After this time, wash with water and a gentle cleanser (**Mediderma by Sesderma soap-free foamy cream**).
- Finish the treatment by applying **Mediderma by Sesderma SPF50+ sunscreen**.

Rinse the area with plenty of water and dry the skin.

Important: the last sealing step with Retises CT yellow peel must only be used in patients whose skin is used to retinol. Otherwise, start with the PHOTO REPAIR light treatment and prescribe Retises anti-aging 0.25% one month before.

Frequency: conduct 6-8 treatments each with a 3-4 week break. The final number of sessions will depend on the patient's evolution.

PHOTO-REPAIR MEDIUM Protocol

Photo damaged skin



Mediderma by Sesderma home treatment



Cleansing

Liposomal cleansing lotion / 100 ml

Lipid bubble solution, removes makeup from face and eyes.

Skin-balancing and repairing cleanser with essential fatty acids to maintain a healthy corneal layer.



Daily care

☀️ Antioxidant facial gel-cream / 50 ml

Lightweight cream based on powerful antioxidant active ingredients such as resveratrol, idebenone, and vitamins A+C+E. Prevents and protects against the action of free radicals and repairs accumulated photodamage on the skin. Improves hydration, evens out the skin tone, and eliminates fine lines caused by excessive sun radiation.



🌙 DNA RECOVERY Post-treatment cream / 30 ml

Repairing cream with active ingredients encapsulated in lipid bubbles that prevent and heal the damage produced by sun radiation. Through its combination of active ingredients, helps prevent photo-aging and restores health and vitality to the skin. Formulated with repair enzymes, growth factors, zinc, amino acids, ferulic acid and 3-retinol system.



Intensive treatment

Antioxidant liposomal serum / 30 ml

Intensive treatment that provides high antioxidant-active ingredient concentrations such as resveratrol, phloretin, and vitamins A+C. Repairs accumulated photodamage and boosts the skin's natural antioxidant response, helping delay the signs of photo-aging and improving skin hydration, elasticity, and luminosity.



Home treatment line by Sesderma



For sale in pharmacies, parapharmacies and medical clinics.

SENSYSES CLEANSER LIGHTENING / 200 ml
Lipid bubble solution

☀️ FERULAC / 30 + 30 ml
Liposomal anti-aging system

🌙 RESVERADERM ANTIOX / 50 ml
Anti-aging concentrate

REPASKIN MENDER / 30 ml
Liposomal serum

LIGHT Protocol

Fine-moderate wrinkles in sensitive skin

45 min

Intensity



Skin preparation

- Cleanse skin with a gauze soaked in **Sensyses Liposomal Cleanser**.
- Degrease skin with **Degreasing solution**.
- Protect sensitive areas (lips and nose wings) with **Silkses skin protection moisturizer**.

Peel



- Apply 1 coat of **Mandelac C** in quick and even strokes and allow to dry.
- Combine the following products and mix well all the components until a suspension forms: 1/4 measuring cup of **Glowing powder ADDITIVE** + 1/2 measuring cup of **Mandelac exfoliating gel**. Start applying the mixture from the toughest areas towards the most sensitive ones (forehead, cheeks, chin, upper lip and nose). Allow to work for 5 minutes. Neutralize the peel by washing the area with water and pat dry.
- Spray **ATPses Mist** over the treated area (8 sprays approx.) and massage until completely absorbed.
- Wait a few minutes and apply an **Anti-wrinkle Folded mask**, **ATPses Photomask** or **Propimask / Nanomask Collagen booster**. Allow to work for 20 minutes and remove with care.
- Finish the treatment by applying **Mediderma by Sesderma SPF50+ sunscreen**.

Frequency: conduct 6-8 treatments each with a 3-4 week break. The final number of sessions will depend on the patient's evolution.

Maintenance: repeat the sessions every 2 months. For faster results alternate with Nanopore or classic mesotherapy treatments.

LIGHT Protocol

Fine-moderate wrinkles in sensitive skin

Mediderma by Sesderma home treatment



Cleansing

Liposomal cleansing lotion / 100 ml

Lipid bubble solution, removes makeup from face and eyes.

Skin-balancing and repairing cleanser with essential fatty acids to maintain a healthy corneal layer.



Daily care

 Moisturizing facial gel cream / 50 ml

Formulated with 3 molecular sizes of hyaluronic acid, able to reach all the structures involved in the hydration mechanism.

Provides immediate deep hydration, with filler effect to reduce wrinkles and expression lines.



 Anti-aging nourishing facial cream / 50 ml

Fights the signs of skin ageing and activates the natural mechanisms of cell repair. Provides antioxidant and moisturizing active ingredients to complete its repairing and regenerating formula.



Intensive treatment

Liposomal moisturizing serum / 30 ml

Intensive treatment. Enables the transport of hyaluronic acid ceramides and vitamin A, encapsulated in nanosomes to the deepest layers of the skin, to enhance their effect.


Home treatment line by Sesderma



For sale in pharmacies, parapharmacies and medical clinics.

 **SENSYSES CLEANSER CLASSIC** / 200 ml
Lipid bubble solution

 **HIDRADERM HYAL** / 50 ml
Moisturizing facial cream

 **SESGEN 32** / 50 ml
Cellular activating cream

 **HIDRADERM HYAL** / 30 ml
Liposomal serum

MEDIUM Protocol

Fine-moderate wrinkles in normal skin

30 min

Intensity



Skin preparation

- Cleanse skin with a gauze soaked in **Sensyses Liposomal Cleanser**.
- Degrease skin with **Degreasing solution**.
- Protect sensitive areas (lips and nose wings) with **Silkses skin protection moisturizer**.

Peel



- Apply 1 coat of **Spa Peel Lightening** or **Spa Peel Classic** in quick and even strokes. Allow to dry.
- Combine the following products and mix well all the components until a suspension forms: 1/4 measuring cup of **Resveraderm powder ADDITIVE** + 1/2 measuring cup of **Sesglicopeel Classic**.
Start applying the mixture from the toughest areas towards the most sensitive ones (forehead, cheeks, chin, upper lip and nose). Allow to work for 4-8 minutes. Neutralize the peel by washing the area with water and pat dry.
- Apply 1/2 ampoule of **3-Retises CT yellow peel** and massage gently to enable its penetration. Wait a few minutes and apply 1/2 sachet of **3-Retises CT yellow peel**. Do not remove.
Allow to work for 8-10 hours. Then wash with water and a gentle soap (**Mediderma by Sesderma soap-free foamy cream**).
- Finish the treatment by applying **Mediderma by Sesderma SPF50+ sunscreen**.

Frequency: conduct 6-8 treatments each with a 4 week break. The final number of sessions will depend on the patient's evolution.

Maintenance: repeat the sessions every 3 months. For faster results alternate with Nanopore or classic mesotherapy treatments.

MEDIUM Protocol

Fine-moderate wrinkles in normal skin

Mediderma by Sesderma home treatment



Cleansing

Foamy soapless cream / 200 ml

Foamy cream with soothing and regenerating plant extracts, highly tolerant on skin, that eliminates impurities without irritation or dryness.



Daily care

☀️ Anti-aging facial gel cream / 50 ml

Prevents and treats the signs of chronological skin aging caused by the passing of time. Contains free and liposomal glycolic acid to renew, regenerate and moisturize skin.



🌙 Renewing anti-aging facial cream / 30 ml

Renewing cream with 3 types of retinol (retinal, retinyl, and retinol), antioxidant cocktail, anti-wrinkle peptides, and growth factors. Regenerates epidermal cells, improving skin quality and texture. Stimulates the synthesis of collagen and elastin, visibly reduces wrinkles, and provides hydration, vanishing skin dryness. Achieves finer, more hydrated, and wrinkle-free skin.



Intensive treatment

Anti-aging liposomal serum / 30 ml

Intensive treatment with 3 types of retinol encapsulated in lipid bubbles. A constant and effective dose of vitamin A, with high skin tolerance.

Home treatment line by Sesderma



For sale in pharmacies, parapharmacies and medical clinics.

SENSYSES CLEANSER HYALURONIC / 200 ml
Lipid bubble solution

☀️ AGLICOLIC CLASSIC / 50 ml
Gel cream

🌙 FILLDERMA ONE / 50 ml
Wrinkle filler cream

AGLICOLIC CLASSIC / 30 ml
Liposomal serum

ANTI-AGING PLUS I Protocol

25
min

Moderate wrinkles and uneven skin tone

Intensity



Skin preparation

- Cleanse skin with a gauze soaked in **Sensyses Liposomal Cleanser**.
- Degrease skin with **Degreasing solution**.
- Protect sensitive areas (lips and nose wings) with **Silkses skin protection moisturizer**.

Peel



- Mix the contents of **TCA Madrid Simple Peel Medium**: vial 1 (**TCA Solution**) and vial 2 (**Booster Solution**). Apply the mixture in coats with a brush or a gauze. Wait for 2-3 minutes until the solution has dried. Endpoint: erythema with isolated areas of frosting.
- To boost results, finish the treatment by sealing the area with $\frac{1}{2}$ ampoule and $\frac{1}{2}$ sachet of **3-Retises yellow peel** and allow to work for 6-8 hours. After this time, the patient will wash the area with plenty of water and a gentle soap (**Mediderma by Sesderma soapfree foamy cream**).
- Finish the treatment by applying **Mediderma by Sesderma SPF50+ sunscreen**.

Frequency: conduct 4-6 treatments each with a 3-4 week break. The final number of sessions will depend on the patient's evolution.

Maintenance: repeat the sessions every 2-3 months.

ANTI-AGING PLUS I Protocol

Moderate wrinkles and uneven skin tone

Mediderma by Sesderma home treatment



Cleansing

Liposomal cleansing lotion / 100 ml

Lipid bubble solution, removes makeup from face and eyes.

Skin-balancing and repairing cleanser with essential fatty acids to maintain a healthy corneal layer.



Daily care

 Anti-aging nourishing facial cream / 50 ml

Combats the signs of aging (dehydration, wrinkles, erythema...) from the cell core. Its ingredients activate the genes of youth and prolong the life of the cells.



 Intensive anti-aging facial cream / 30 ml

Advanced formula which integrates the power of vitamin C with pure retinol one of the most effective anti-wrinkle active ingredients essential to increase collagen content and promote the natural regeneration of epidermal cells.



Intensive treatment

Anti-aging liposomal serum / 30 ml

Intensive treatment with 3 types of retinol encapsulated in lipid bubbles. A constant and effective dose of vitamin A, with high tolerance for the skin.

Home treatment line by Sesderma



For sale in pharmacies, parapharmacies and medical clinics.

 **SENSYSES CLEANSER CLASSIC** / 200 ml
Lipid bubble solution

 **FACTOR G RENEW** / 50 ml
Regenerating cream

 **RETI-AGE** / 50 ml
Anti-aging cream

 **RETI-AGE** / 30 ml
Anti-aging serum

ANTI-AGING PLUS II Protocol

Mild-moderate wrinkles with dyschromia and flaccidity

40
min

Intensity



Skin preparation

- A. Cleanse skin with a gauze soaked in **Sensyses Liposomal Cleanser**.
- B. Degrease skin with **Degreasing solution**.
- C. Protect sensitive areas (lips and nose wings) with **Silkses skin protection moisturizer**.

Peel



SUCSES PEEL



SUCSES PEEL PLUS



SUCSES PEEL MIST NANO
ADDITIVE



SUCSES PEEL SEALING GEL



MEDIDERMA BY SESDERMA
SUNSCREEN WITH
REPAIRING ENZYMES

1. Apply 1-2 coats of the **SUCSES PEEL solution**, massaging the treated area between the application of each coat until a white mask forms.
2. Apply 1-2 coats of the **SUCSES PEEL solution**, massaging the treated area between the application of each coat (*this step enables greater exfoliation*).
3. Apply 1 coat (10 sprays) of **SUCSES PEEL MIST Nano Additive** and massage the treated area until complete absorption.
4. Seal the treatment by applying 1 coat of **SUCSES PEEL Sealing Gel**, and do not remove. Allow to work for 6-8 hours. After this time, the patient should wash his face with water and a mild soap.
5. Apply **Mediderma by Sesderma SPF50+ sunscreen**.
6. Hand the patient **SUCSES Post-treatment cream** for homecare use.

Frequency: conduct 4-6 treatments each with a 15-day break. The final number of sessions will depend on the patient's evolution.

Maintenance: repeat the sessions every 3 months.

ANTI-AGING PLUS II Protocol

Mild-moderate wrinkles with dyschromia and flaccidity

Mediderma by Sesderma home treatment



Cleansing

Foamy soapless cream / 200 ml

Foamy cream with soothing and regenerating plant extracts, highly tolerant on skin, that eliminates impurities without irritation or dryness.



Daily care

 SUCSES Post-treatment cream / 30 ml

Anti-aging cream containing succinic acid and ATP that improves fibroblast activity, boosting the production of new collagen and elastin. The result is increased luminosity, wrinkle reduction, and improved skin elasticity



 Anti-aging intensive cream / 30 ml

Advanced formula that combines the power of pure retinol, one of the most effective active ingredients against wrinkles, essential to boost collagen content and natural cell regeneration on the epidermis, with vitamin C.



Intensive treatment

Firming liposomal serum / 30 ml

Supplies liposomal organic silicon with restructuring/firming action (binds the components of the connective tissue, keeping its three-dimensional structure intact), protective action (protects elastin, collagen, and proteoglycans, avoiding their deterioration), antioxidant action (neutralizes the effect of free radicals), and moisturizing action.

ANTI-AGING FORTE Protocol

Deep wrinkles with uneven spots and lack of tonicity

30
min

Intensity



Skin preparation

- A. Cleanse skin with a gauze soaked in **Sensyses Liposomal Cleanser**.
- B. Degrease skin with **Degreasing solution**.
- C. Protect sensitive areas (lips and nose wings) with **Silkses skin protection moisturizer**.

Peel



1. Apply 2-3 coats of **Nomelan Fenol Medium** with light strokes, quickly and evenly. Start applying from the toughest to the most sensitive areas. Extend application up to the ear lobes and forehead, beyond the hairline. Wait for 2-3 minutes between coats until fully absorbed.
2. Apply **Nomelan Fenol Forte** focally, in light strokes (upper lip, lentigo, scars, etc.). Allow to dry.
3. Seal the treatment with a coat of **Retises Forte** over the entire face. Do not remove the product. The cream must be in contact with the skin for about 8-10 hours. After this time, the patient will wash the area with a gentle soap.
4. Hand the patient a Post-treatment kit. They must use the products in the kit on the first week.
5. Schedule an appointment with the patient 5-6 days after the treatment to apply a **Propimask Healing mask**.

Remarks: we recommend conducting the treatment in the afternoon due to the time needed for the sealing cream to remain in contact with skin, and on a Wednesday/Thursday so that the skin peels during the weekend. The final number of coats will depend on the type of skin and its thickness, as well as the planned endpoint. The more coats, the deeper the effect, but they should not exceed 5ml of solution during the process.

Frequency: conduct 3-4 sessions per year with a few months break.

ANTI-AGING FORTE Protocol

Deep wrinkles with uneven spots and lack of tonicity

Mediderma by Sesderma home treatment



Cleansing

Liposomal cleansing lotion / 100 ml

Lipid bubble solution, removes makeup from face and eyes.

Skin-balancing and repairing cleanser with essential fatty acids to maintain a healthy corneal layer.

Daily care



☀️ Anti-aging nourishing facial cream / 50 ml

Combats the signs of aging (dehydration, wrinkles, erythrosis...) from the cell core. Its ingredients activate the genes of youth and prolong the life of the cells.



🌙 Intensive anti-aging facial cream / 30 ml

Advanced formula which integrates the power of vitamin C with pure retinol one of the most effective anti-wrinkle active ingredients essential to increase collagen content and promote the natural regeneration of epidermal cells.

Intensive treatment



Anti-aging liposomal serum / 30 ml

Intensive treatment with 3 types of retinol encapsulated in lipid bubbles. A constant and effective dose of vitamin A, with high tolerance on the skin.

Home treatment line by Sesderma



For sale in pharmacies, parapharmacies and medical clinics.

☐ **SENSYSES CLEANSER HYALURONIC** / 200 ml
Lipid bubble solution

☀️ ☐ **FACTOR G RENEW** / 50 ml
Regenerating cream

🌙 ☐ **RETI-AGE** / 50 ml
Anti-aging cream

☐ **RETI-AGE** / 30 ml
Anti-aging serum

FIRMING Protocol

40 min

Skin with flaccidity or lack of tonicity

Intensity 

Skin preparation

- Cleanse skin with a gauze soaked in **Sensyses Liposomal Cleanser**.
- Degrease skin with **Degreasing solution**.
- Protect sensitive areas (lips and nose wings) with **Silkses skin protection moisturizer**.

Peel



1. Apply 1 layer of **SPA peel lightening** in quick and even strokes from the toughest areas towards the most sensitive (forehead, cheeks, chin, upper lip and nose). Wait for the solution to dry.
2. Apply 2 coats of **Pyruvic peel P** and allow the solution to dry between coats.
3. Combine the following products: 1/4 measuring cup of **Resveraderm ADDITIVE** + 1/2 measuring cup of **C-Peel delivery serum** + 1/2 measuring cup of **lifting effect ADDITIVE**.

Mix the components well with a spatula and apply the mixture in coats with the hands, massaging the product in between each layer. Allow to work for 10-15 minutes. For aesthetic reasons wash the area thoroughly with gauzes soaked in water and pat dry the skin

4. Apply **Mediderma by Sesderma SPF50+ sunscreen**.

Frequency: conduct 4-6 treatments each with a 4 week break. The final number of sessions will depend on the patient's evolution.

Maintenance: repeat the sessions every 3 months.

FIRMING Protocol

Skin with flaccidity or lack of tonicity

Mediderma by Sesderma home treatment



Cleansing

Foamy soapless cream / 200 ml

Foamy cream with soothing and regenerating plant extracts, highly tolerant on skin, that eliminates impurities without irritation or dryness.



Daily care

 Firming facial cream / 50 ml

Cream formulated with liposome-encapsulated DMAE, a natural nourishing agent that achieves a firmer, more elastic and smooth skin via two action mechanisms: the release of acetylcholine and increased collagen synthesis.



 Intensive anti-aging facial cream / 30 ml

Advanced formula which integrates the power of vitamin C with pure retinol one of the most effective anti-wrinkle active ingredients essential to increase collagen content and promote the natural regeneration of epidermal cells.



Intensive treatment

Liposomal serum reafirmante / 30 ml


Provides organic liposomal silicon with restructuring, firming action (combining the conjunctive tissue components while keeping intact its three-dimensional structure) a protecting action (protects elastine, collagen and proteoglycans, thus avoiding their degradation), antioxidant action (neutralizes the free-radical effect on free radicals) and moisturizing action.

Home treatment line by Sesderma



For sale in pharmacies, parapharmacies and medical clinics.

 **SENSYSES CLEANSER CLASSIC** / 200 ml
Lipid bubble solution

 **DAESES** / 50 ml
Firming cream with lifting effect

 **FACTOR G RENEW** / 50 ml
Rejuvenating facial cream

 **DAESES** / 30 ml
Liposomal serum

ANTI-ACNE LIGHT Protocol

Acne comedonica and oily skin

45
min

Intensity



Skin preparation

- A. Cleanse skin with a gauze soaked in **Sensyses Liposomal Cleanser**.
- B. Degrease skin with **Degreasing solution**.
- C. Protect sensitive areas (lips and nose wings) with **Silkses skin protection moisturizer**.

Peel



1. Apply 1-2 coats of **Salipeel alcohol solution** in quick and even strokes starting on the toughest areas towards the most sensitive ones. Allow to dry before applying the next coat. Remove the sebum clogging the follicles with a blackhead remover. Wash the treated area with gauzes soaked in water and dry the skin the treated area.
2. Apply **Propimask Salicylic acid mask**, and fit onto face. Allow to work for 20-30 minutes and remove.
3. Apply **Mediderma by Sesderma SPF50+ sunscreen**.

Frequency: conduct 4-6 treatments each with a 3-4 week break. The final number of sessions will depend on the patient's evolution.

Maintenance: repeat the sessions every 2-3 months.

ANTI-ACNE LIGHT Protocol

Acne comedonica and oily skin

Mediderma by Sesderma home treatment



Cleansing

Soap-free foamy cream with salicylic acid / 200 ml

Foamy soapless cream indicated for the daily hygiene of oily and/or acne-prone skin.

Contains salicylic acid, sebum-regulating complex, triclosan, and soothing plant extracts that cleanse the skin in depth.



Daily care

 Sebum regulating facial gel cream / 50 ml

Prevents and improves acne lesions, achieves a finer, purified skin. Contains salicylic acid, sebum regulating complex, nicotinamide and zinc salts that reduce acne lesions, control sebum secretion and remove skin impurities.



 Intensive sebum-regulating facial gel-cream / 30 ml

Intensive night treatment with an innovative technology, nanotechnology, enabling the transport of active ingredients encapsulated in nanosomes, boosting their effects on acne. Contains retinol, glycyrrhetic acid and hyaluronic acid.



Intensive treatment

Anti-aging ampoules / 5x2 ml

Chemical exfoliation with glycolic acid that removes impurities and stimulates cellular renovation as it reduces acne scars from the inside.

Home treatment line by Sesderma



For sale in pharmacies, parapharmacies and medical clinics.

 **SENSYSES CLEANSER SEBUM** / 200 ml
Lipid bubble solution

 **SALISES** / 50 ml
Moisturizing gel cream

 **ACGLICOLIC S** / 50 ml
Moisturizing gel

 **MANDELAC** / 5x2 ml
Liposomal serum

ANTI-ACNE SENSITIVE Protocol

Moderate acne in sensitive papulo-pustular acne

25
min

Intensity



Skin preparation

- A. Cleanse skin with a gauze soaked in **Sensyses Liposomal Cleanser**.
- B. Degrease skin with **Degreasing solution**.
- C. Protect sensitive areas (lips and nose wings) with **Silkses skin protection moisturizer**.

Peel



1. Apply 1-2 coats of **Azelac M** in quick and even strokes starting on the toughest areas towards the most sensitive ones. Allow to dry before applying the next coat.
2. Apply a fine coat of **Azelac peel exfoliating gel**. Do not remove.
3. Seal the treatment with a layer of **Ses-Retinal Orange peel sealing gel** and allow to work for 8-10 hours. After this time, wash with water and a gentle soap (**Mediderma by Sesderma Foamy soapless cream**).
4. Apply **Mediderma by Sesderma SPF50+ sunscreen**.

Frequency: conduct 4-6 treatments each with a 3-4 week break. The final number of sessions will depend on the patient's evolution.

Maintenance: repeat the sessions every 2 months.

ANTI-ACNE SENSITIVE Protocol

Moderate acne in sensitive papulo-pustular acne

Mediderma by Sesderma home treatment



Cleansing

Soap-free foamy cream with salicylic acid / 200 ml

Foamy soapless cream indicated for the daily hygiene of oily and/or acne-prone skin.

Contains salicylic acid, sebum-regulating complex, triclosan, and soothing plant extracts that cleanse the skin in depth.



Daily care

Sebum regulating facial gel cream / 50 ml

Prevents and improves acne lesions, achieves a finer, purified skin. Contains salicylic acid, sebum regulating complex, nicotinamide and zinc salts that reduce acne lesions, control sebum secretion and remove skin impurities.

Intensive sebum-regulating facial gel-cream / 30 ml

Intensive night treatment with an innovative technology, nanotechnology, enabling the transport of active ingredients encapsulated in nanosomes, boosting their effects on acne. Contains retinol, glycyrrhetic acid and hyaluronic acid.



Intensive treatment

Anti-aging ampoules / 5x2 ml

Chemical exfoliation with glycolic acid that removes impurities and stimulates cellular renovation as it reduces acne scars from the inside.

Home treatment line by Sesderma



For sale in pharmacies, parapharmacies and medical clinics.

 **SENSYSES CLEANSER SEBUM** / 200 ml
Lipid bubble solution

 **ACGLICOLIC S** / 50 ml
Moisturizing gel

 **RETISES NANO 0,25%** / 30 ml
Gel

 **FACTOR G RENEW** / 30 ml
Liposomal serum

ANTI-ACNE MEDIUM Protocol

Moderate papulo-pustular acne

40 min

Intensity 

Skin preparation

- A. Cleanse skin with a gauze soaked in **Sensyses Liposomal Cleanser**.
- B. Degrease skin with **Degreasing solution**.
- C. Protect sensitive areas (lips and nose wings) with **Silkses skin protection moisturizer**.

Peel



1. Apply 1 coat of Salipeel alcohol solution in quick and even strokes starting in the toughest areas towards the most sensitive ones.
2. Apply 1 coat of Melaspeel K and allow to dry.
3. Apply 1-2 coats of Melaspeel J and allow to dry between layers.
4. Apply layers of Melaspeel J2, focally on the lesion to be treated, allowing for the solution to dry in between layers.
5. Seal the treatment by applying ½ sachet of 3-Retises CT Yellow peel and allow to work for about 8 hours. After this time, wash with a gentle cleanser (Mediderma by Sesderma Foamy soapless cream).
6. Apply Mediderma by Sesderma SPF50+ sunscreen.

In high phototypes, replace **Melaspeel J2** with coats of **Melaspeel J**.

The final number of coats will depend on the type of skin and thickness, prior preparation, ethnic type, etc. The more coats, the deeper the effect.

Frequency: conduct 4-6 treatments each with a 4 week break. The final number of sessions will depend on the patient's evolution.

Maintenance: repeat the sessions every 2 months.

ANTI-ACNE MEDIUM Protocol

Moderate papulo-pustular acne



Mediderma by Sesderma home treatment



Cleansing

Soap-free foamy cream with salicylic acid / 200 ml

Foamy soapless cream indicated for the daily hygiene of oily and/or acne-prone skin.

Contains salicylic acid, sebum-regulating complex, triclosan, and soothing plant extracts that cleanse the skin in depth.



Daily care

☀️ Sebum regulating facial gel cream / 50 ml

Prevents and improves acne lesions, achieves a finer, purified skin. Contains salicylic acid, sebum regulating complex, nicotinamide and zinc salts that reduce acne lesions, control sebum secretion and remove skin impurities.



🌙 Intensive sebum regulating facial gel-cream / 30 ml

Intensive night treatment with an innovative technology, nanotechnology, enabling the transport of active ingredients encapsulated in nanosomes, boosting their effects on acne. Contains retinol, glycolic acid and hyaluronic acid.



Intensive treatment

Anti-aging ampoules / 5x2 ml

Chemical exfoliation with glycolic acid that removes impurities and stimulates cellular renovation as it reduces acne scars from the inside.



Home treatment line by Sesderma



For sale in pharmacies, parapharmacies and medical clinics.

SENSYSES CLEANSER SEBUM / 200 ml
Lipid bubble solution

☀️ AGLICOLIC S / 50 ml
Moisturizing gel

🌙 RETISES NANO 0,25% / 30 ml
Gel

FACTOR G RENEW / 30 ml
Liposomal serum

ANTI-ACNE INFLAMMATORY Protocol

30
min

Inflammatory acne

Intensity



Skin preparation

- A. Cleanse skin with a gauze soaked in **Sensyses Liposomal Cleanser**.
- B. Protect sensitive areas (lips and nose wings) with **Silkses skin protection moisturizer**.

Peel



1. Apply 1-2 coats of **SaliPeel LIC** in quick and even strokes. Massage the solution between layers until a light which mask forms.
2. Apply 1-2 coats of **SaliPeel LIC nano additive mist** (7 sprays per coat). Massage the solution between layers to enable active ingredient penetration.
3. Seal the treated area with a coat of **Ses-Retinal Orange peel sealing gel** and allow to work for approximately 8-10 hours.
After this time wash with a gentle cleanser (**Hidraven soap-free foamy cream**).
4. Apply **Mediderma by Sesderma SPF50+** sunscreen.

Frequency: conduct 4-6 treatments each with a 3-4 week break. The final number of sessions will depend on the patient's evolution.

Maintenance: repeat the sessions every 2 months.

ANTI-ACNE INFLAMMATORY Protocol

Inflammatory acne

Mediderma by Sesderma home treatment



Cleansing

Soap-free foamy cream with salicylic acid / 200 ml

Foamy soapless cream indicated for the daily hygiene of oily and/or acne-prone skin.

Contains salicylic acid, sebum-regulating complex, triclosan, and soothing plant extracts that cleanse the skin in depth.



Daily care

Sebum regulating facial gel cream / 50 ml

Prevents and improves acne lesions, achieves a finer, purified skin. Contains salicylic acid, sebum regulating complex, nicotinamide and zinc salts that reduce acne lesions, control sebum secretion and remove the skin impurities.



Intensive sebum-regulating facial gel-cream / 30 ml

Intensive night treatment with an innovative technology, nanotechnology, enabling the transport of active ingredients encapsulated in nanosomes, boosting their effects on acne. Contains retinol, glycolic acid and hyaluronic acid.



Intensive treatment

Anti-aging ampoules / 5x2 ml

Chemical exfoliation with glycolic acid that removes impurities and stimulates cellular renovation as it reduces acne scars from the inside.

Home treatment line by Sesderma



For sale in pharmacies, parapharmacies and medical clinics.

 **SENSYSES CLEANSER SEBUM** / 200 ml
Lipid bubble solution

 **SALISES** / 50 ml
Moisturizing gel cream

 **RETISES NANO 0,25%** / 30 ml
Gel

 **RETISES NANO 0,5%** / 12 ml
Mist

Skin preparation

- Cleanse skin with a gauze soaked in **Sensyses Liposomal Cleanser**.
- Degrease skin with **Degreasing solution**.
- Protect sensitive areas (lips and nose wings) with **Silkses skin protection moisturizer**.

Peel



- Apply 1 coat of **SPA peel classic** in quick and even strokes starting in the toughest areas towards the most sensitive ones.
- Apply 1-2 coats of **Pyruvic peel P** and allow the solution to dry in between coats.
Apply 2 more coats focally on the scars to be treated and allow to dry between coats.
- Combine the following products: 1/4 measuring cup of **Glowing ADDITIVE** + 1/2 measuring cup of **C-Peel delivery serum** and pour into bowl. Mix all ingredients thoroughly with a spatule and apply coats of the resulting solution. Massage gently after each coat to ensure active ingredient penetration. Wash the treated area with plenty of water and dry skin.
- Seal the treatment with ½ ampoule and ½ sachet of **3-Retises CT Yellow peel** and allow to work for approximately 8 hours. Then wash with water and a gentle cleanser.
- Apply **Mediderma by Sesderma SPF50+ sunscreen**.

Frequency: conduct 6-8 treatments each with a 4 week break. The final number of sessions will depend on the patient's evolution.

ACNE SCARS Protocol

Mediderma by Sesderma home treatment



Cleansing

Soap-free foamy cream with salicylic acid / 200 ml

Foamy soapless cream indicated for the daily hygiene of oily and/or acne-prone skin.

Contains salicylic acid, sebum-regulating complex, triclosan, and soothing plant extracts that cleanse the skin in depth.



Daily care

Sebum regulating facial gel cream / 50 ml

Prevents and improves acne lesions, achieves a finer, purified skin. Contains salicylic acid, sebum regulating complex, nicotinamide and zinc salts that reduce acne lesions, control sebum secretion and remove skin impurities.



Intensive anti-aging facial cream / 30 ml

Advanced formula which integrates the power of vitamin C with pure retinol—one of the most effective anti-wrinkle active ingredients essential to increase collagen content and promote the natural regeneration of epidermal cells.



Intensive treatment

Anti-aging liposomal serum / 30 ml

Intensive treatment with 3 types of retinol encapsulated in lipid bubbles. A constant and effective dose of vitamin A, with high tolerance for the skin.

Home treatment line by Sesderma



For sale in pharmacies, parapharmacies and medical clinics.

 **SENSYSES CLEANSER SEBUM** / 200 ml
Lipid bubble solution

 **ACGLICOLIC S** / 50 ml
Moisturizing gel

 **RETISES NANO 0,25%** / 30 ml
Gel

 **FACTOR G RENEW** / 30 ml
Liposomal serum

ANTI-COUPEROSE Protocol

Reactive skin with fragile capillaries

30
min

Intensity



Skin preparation

- A. Cleanse skin with a gauze soaked in **Sensyses Liposomal Cleanser**.
- B. Degrease skin with **Degreasing solution**.
- C. Protect sensitive areas (lips and nose wings) with **Silkses skin protection moisturizer**.

Peel



1. Apply 1-2 coats of **Azelac peel M** in quick and even strokes, starting in the toughest areas towards the most sensitive ones. Allow to dry in between coats.
2. Apply a fine layer of **Azelac peel gel exfoliante**. Do not remove.
3. Seal the treatment with a layer of **Ses-Retinal**
4. Apply **Mediderma by Sesderma SPF50+ sunscreen**.

Orange peel sealing gel y sealing gel and allow to work for 8-10 hours.

After this time wash with a gentle cleansing gel (**Hidraven soap-free foamy cream**).

Frequency: conduct 4-6 treatments each with a 4 week break. The final number of sessions will depend on the patient's evolution.

Maintenance: repeat the sessions every 2 months.

ANTI-COUPEROSE Protocol

Reactive skin with fragile capillaries

Mediderma by Sesderma home treatment



Cleansing

Liposomal cleansing lotion / 100 ml

Lipid bubble solution, removes makeup from face and eyes.

Skin-balancing cleanser with essential fatty acids to maintain a healthy corneal layer that repairs skin.



Daily care

 Revitalizing facial fluid / 50 ml

This cream is lightweight, smooth and absorbs quickly. Formulated with vitamin C, anti-wrinkle peptides and a clarifying complex to prevent photo-aging on the skin caused by the sun and the action of free radicals. Your skin will feel younger, more luminous and full of vitality. Reduces the appearance of wrinkles and adds moisture, elasticity and evenness to the skin tone, clarifying spots and preventing them from reappearing.



 Anti-redness facial gel / 50 ml

Moisturizing gel with light texture containing azelaic acid liposomes, a sebum regulating complex, milk thistle extract, with nicotinic acid and hyaluronic acid liposomes. Rebalances reactive skin and reduces redness.



Intensive treatment

Revitalizing liposomal serum / 30 ml

Intensive treatment. Through its composition, rich in vitamin C, Hyaluronic acid, anti-wrinkle peptides and morus alba extract, it is capable of counteracting the damaging effects of free radicals, as well as repairing already existing damage. Its protective action is achieved through the joint action of its active ingredients, which enhance the natural defences of the skin, correcting any visible damage - wrinkles, dehydration, loss of luminosity and skin tone - and protecting it from future aggressions.

Home treatment line by Sesderma



For sale in pharmacies, parapharmacies and medical clinics.

 **SENSYSES CLEANSER ROS** / 200 ml
Lipid bubble solution

 **ATPSES** / 50 ml
Energizing cream

 **AZELAC** / 50 ml
Moisturizing gel

 **C-VIT** / 30 ml
Liposomal serum

DEPIGMENTING SENSITIVE Protocol

40
min

Medium pigmentation in sensitive skin

Intensity



Skin preparation

- A. Cleanse skin with a gauze soaked in **Sensyses Liposomal Cleanser**.
- B. Degrease skin with **Degreasing solution**.
- C. Protect sensitive areas (lips and nose wings) with **Silkses skin protection moisturizer**.

Peel



1. Apply 1-2 coats of **Azelac peel M** in quick and even strokes, starting in the toughest areas towards the most sensitive ones. Allow to dry in between coats.
2. Apply 2 coats of **Azelac Ru**. Wait for the solution to dry after each coat. Apply 2-3 additional coats of **Azelac Ru** focally on the pigmentation to be treated.
3. Apply a fine coat of **Azelac peel exfoliating gel**. Do not remove.
4. Seal the treatment with a coat of **SES-Retinal Orange peel sealing gel** and allow to work for 8-10h. After this time wash with water and a neutral soap (**Soapfree foaming cleanser from HOMECARE**).
5. Apply **Mediderma by Sesderma SPF50+ sunscreen**.

Frequency: conduct 4-6 treatments each with a 4 week break. The final number of sessions will depend on the patient's evolution.

Maintenance: repeat the sessions every 2 months.

DEPIGMENTING SENSITIVE Protocol

Medium pigmentation in sensitive skin

Mediderma by Sesderma home treatment



Cleansing

Liposomal cleansing lotion / 100 ml

Lipid bubble solution indicated for cleansing and removing make-up from uneven skin. Cleanses, evens out the tone, and brings the skin vitality.



Daily care

 Revitalizing facial fluid / 50 ml

This cream is lightweight, smooth and absorbs quickly. Formulated with vitamin C, anti-wrinkle peptides and a clarifying complex to prevent photo-aging on the skin caused by the sun and the action of free radicals. Your skin will feel younger, more luminous and full of vitality. Reduces the appearance of wrinkles and adds moisture, elasticity and evenness to the skin tone, clarifying spots and preventing them from reappearing.



 Depigmenting facial gel / 30 ml

Facial gel with depigmenting and exfoliating active ingredients that prevent and treat blemished, lackluster skin (melasma, lentigines, freckles), and skin with an uneven tone. Reduces the intensity of blemishes and provides a more even skin tone and a radiant complexion in a few sessions.



Intensive treatment

Depigmenting liposomal serum / 30 ml

Intensive treatment with depigmenting active ingredients encapsulated in liposomes which act directly in the origin of blemishes (melasma, lentigo, freckles), even skin tone and provide greater skin luminosity.


Home treatment line by Sesderma



For sale in pharmacies, parapharmacies and medical clinics.

 **SENSYSES CLEANSER LIGHTENING** / 200 ml
Lipid bubble solution

 **AZELAC** / 50 ml
Moisturizing gel

 **RETISES NANO 0,15%** / 30 ml
Gel

 **AZELAC RU** / 30 ml
Liposomal serum

DEPIGMENTING MEDIUM I Protocol

40 min

Moderate pigmentation

Intensity



Skin preparation

- A. Cleanse skin with a gauze soaked in **Sensyses Liposomal Cleanser**.
- B. Degrease skin with **Degreasing solution**.
- C. Protect sensitive areas (lips and nose wings) with **Silkses skin protection moisturizer**.

Peel



1. Apply 1 coat of **SPA peel lightening** in quick and even strokes, starting in the toughest areas towards the most sensitive ones. Allow to dry in between coats.
2. Apply 1-3 coats of **Melaspeel KH**. Allow to dry after each coat.
3. Apply 1-4 coats of **Melaspeel R**, focally, on the spot to be treated, allowing the solution to dry in between coats. For high phototypes replace **Melaspeel R** with coats of **Melaspeel KH**.
4. Seal the treatment with $\frac{1}{2}$ ampoule and $\frac{1}{2}$ sachet of **3-Retises CT yellow peel** and allow to work for about 8 hours. After this time wash with water and a gentle soap (**Soap-free foaming cleanser** from **Mediderma by Sesderma**).
5. Apply **Mediderma by Sesderma SPF50+ sunscreen**.

The final number of coats will depend on the type and thickness of the skin, previous preparation, ethnic background, etc. The more coats, the deeper the effect.

Frequency: conduct 6-8 treatments with a 3-4 week break. The final number of sessions will depend on the patient's evolution.

Maintenance: repeat the sessions every 2 months.

DEPIGMENTING MEDIUM | Protocol

Moderate pigmentation

Mediderma by Sesderma home treatment



Cleansing

Depigmenting liposomal cleansing lotion / 100 ml

Lipid bubble solution indicated for cleansing and removing make-up from uneven skin. Cleanses, evens out the tone, and brings the skin vitality.



Daily care

 **Glowing depigmenting facial cream SPF50 / 30 ml**

Lightweight day cream with depigmenting active ingredients, luminous pigments, and SPF50. The synergy of its active ingredients, such as tranexamic acid, azelaic acid, or 4-butyl-resorcinol, act directly on pigmentation, clarifying blemishes and evening out the skin tone. Luminous pigments provide evenness and vitality. Its SPF prevents the formation of UV-induced spots.



 **Depigmenting facial gel / 30 ml**

Facial gel with depigmenting and exfoliating active ingredients that prevent and treat blemished, lackluster skin (melasma, lentigines, freckles), and skin with an uneven tone. Reduces the intensity of blemishes and provides a more even skin tone and a radiant complexion in a few sessions.



Intensive treatment

Depigmenting liposomal serum / 30 ml

Intensive treatment with depigmenting active ingredients encapsulated in liposomes which act directly on the origin of blemishes (melasma, lentigo, freckles), even skin tone and provide greater skin luminosity.

Home treatment line by Sesderma



For sale in pharmacies, parapharmacies and medical clinics.

 **SENSYSES CLEANSER LIGHTENING / 200 ml**
Lipid bubble solution

 **C-VIT RADIANCE / 50 ml**
Glowing fluid

 **HIDROQUIN / 50 ml**
Whitening gel

 **AZELAC RU / 30 ml**
Liposomal serum

DEPIGMENTING MEDIUM II Protocol

40
min

Moderate pigmentation

Intensity



Skin preparation

- A. Cleanse skin with a gauze soaked in **Sensyses Liposomal Cleanser**.
- B. Degrease skin with **Degreasing solution**.
- C. Protect sensitive areas (lips and nose wings) with **Silkses skin protection moisturizer**.

Peel



1. Apply 1 coat of **SPA peel lightening** in quick and even strokes, starting in the toughest areas towards the most sensitive ones. Allow to dry in between coats.
2. Apply 1-3 coats of **Melaspeel KH**. Allow to dry after each coat.
3. Apply 2-4 coats of **Melaspeel TRX**. Allow to work in between coats.
4. Seal the treatment by applying ½ sachet of **3-Retises Yellow Peel** and allow to work for around 8 hours. After this time, the patient must wash the treated area with water and neutral soap (**Mediderma by Sesderma foamy soapless cream**).
5. Apply **Mediderma by Sesderma SPF50+ sunscreen**.

The final number of coats will depend on the type and thickness of the skin, previous preparation, ethnic background, etc. The more coats, the deeper the effect.

Frequency: conduct 6-8 treatments with a 3-4 week break. The final number of sessions will depend on the patient's evolution.

Maintenance: repeat the sessions every 2 months.

DEPIGMENTING MEDIUM II Protocol

Moderate pigmentation

Mediderma by Sesderma home treatment



Cleansing

Depigmenting liposomal cleansing lotion / 100 ml

Lipid bubble solution indicated for cleansing and removing make-up from uneven skin.

Cleanses, evens out the tone, and brings the skin vitality.




Daily care

 **Glowing depigmenting facial cream SPF50 / 30 ml**

Lightweight day cream with depigmenting active ingredients, luminous pigments, and SPF50. The synergy of its active ingredients, such as tranexamic acid, azelaic acid, or 4-butyl-resorcinol, act directly on pigmentation, clarifying blemishes and evening out the skin tone. Luminous pigments provide evenness and vitality. Its SPF prevents the formation of UV-induced spots.



 **Depigmenting facial gel / 30 ml**

Facial gel with depigmenting and exfoliating active ingredients that prevent and treat blemished, lackluster skin (melasma, lentigines, freckles), and skin with an uneven tone. Reduces the intensity of blemishes and provides a more even skin tone and a radiant complexion in a few sessions.



Intensive treatment

Depigmenting liposomal serum / 30 ml

Intensive treatment with depigmenting active ingredients encapsulated in liposomes which act directly in the origin of blemishes (melasma, lentigo, freckles), even skin tone and provide greater skin luminosity.

Home treatment line by Sesderma



For sale in pharmacies, parapharmacies and medical clinics.

 **SENSYSES CLEANSER LIGHTENING / 200 ml**
Lipid bubble solution

 **C-VIT RADIANCE / 50 ml**
Glowing fluid

 **HIDROQUIN / 50 ml**
Whitening gel

 **AZELAC RU / 30 ml**
Liposomal serum

DEPIGMENTING MEDIUM III Protocol

45 min

Moderate pigmentation with vascular component

Intensity



Skin preparation

- A. Cleanse skin with a gauze soaked in **Sensyses Liposomal Cleanser**.
- B. Protect sensitive areas (lips and nose wings) with **Silkses skin protection moisturizer**.

Peel



1. Apply 1 coat of **PeroxySES** and massage in upward motion for a few minutes.
2. Apply 1 coat of **Melases TRX TCA Peel** and massage in upward motion for a few minutes. If necessary, repeat steps 1 and 2. Rinse excess product with water.
3. Apply at least 1 coat of **Melases TRX Peel Booster** with a brush, from the toughest areas to the most sensitive.
4. Seal the treatment by applying a coat of **SES-Retinal Orange Peel Sealing Gel** and allow to work for 6-8 hours. After this time, the patient must wash the area with abundant water.
5. Apply **Mediderma by Sesderma SPF50+ sunscreen**.

Frequency: conduct 4-6 treatments with a 3-4 week break. The final number of sessions will depend on the patient's evolution.

Maintenance: repeat the sessions every 2-3 months.

DEPIGMENTING MEDIUM III Protocol

Moderate pigmentation with vascular component



Mediderma by Sesderma home treatment



Cleansing

Depigmenting liposomal cleansing lotion / 100 ml

Lipid bubble solution indicated for cleansing and removing make-up from uneven skin. Cleanses, evens out the tone, and brings the skin vitality.



Daily care

 **Glowing depigmenting facial cream SPF50 / 30 ml**

Lightweight day cream with depigmenting active ingredients, luminous pigments, and SPF50. The synergy of its active ingredients, such as tranexamic acid, azelaic acid, or 4-butyl-resorcinol, act directly on pigmentation, clarifying blemishes and evening out the skin tone. Luminous pigments provide evenness and vitality. Its SPF prevents the formation of UV-induced spots.



 **Depigmenting facial gel / 30 ml**

Facial gel with depigmenting and exfoliating active ingredients that prevent and treat blemished, lackluster skin (melasma, lentigines, freckles), and skin with an uneven tone. Reduces the intensity of blemishes and provides a more even skin tone and a radiant complexion in a few sessions.



Intensive treatment

Depigmenting liposomal serum / 30 ml

Intensive treatment with depigmenting active ingredients encapsulated in liposomes which act directly on the origin of blemishes (melasma, lentigo, freckles), even skin tone and provide greater skin luminosity.



Home treatment line by Sesderma



For sale in pharmacies, parapharmacies and medical clinics.

 **SENSYSES CLEANSER LIGHTENING / 200 ml**
Lipid bubble solution

 **C-VIT RADIANCE / 50 ml**
Glowing fluid

 **HIDROQUIN / 50 ml**
Whitening gel

 **AZELAC RU / 30 ml**
Liposomal serum

DEPIGMENTING INTENSE Protocol

40 min

Severe pigmentation with vascular component

Intensity



Skin preparation

- A. Cleanse skin with a gauze soaked in **Sensyses Liposomal Cleanser**.
- B. Protect sensitive areas (lips and nose wings) with **Silkses skin protection moisturizer**.

Peel



1. Apply 1 coat of **Ferulac peel classic** starting in the toughest areas towards the most sensitive ones. Massage the area until a white mask forms.
2. Spray **Target nanopeel step 1** in 1-2 coats on the area to be treated (10 sprays per coat). Massage lightly to enable the active ingredients to penetrate.
3. Apply 1 coat of **Target nanopeel ST step 2** spraying the area to be treated and massage. Spray again **Target nanopeel ST step 2** focally over the lesion to be treated and massage the area.
4. Apply 1 coat of **Target sealing cream**. Allow to work for 8-10 hours. Then wash the area with water and a neutral soap. (**Mediderma by Sesderma** foamy soapless cream).
5. Apply **Mediderma by Sesderma SPF50+** sunscreen.

For faster results we recommend using the **Nanopore Stylus at 0,25 mm**. Spray the face with **Target nanopeel ST step 2** and roll over the lesion once, focally, without pressing on the skin. Apply 1-2 coats of **Target nanopeel step 3** (same as in step 1).

DEPIGMENTING INTENSE Protocol

Severe pigmentation with vascular component

Mediderma by Sesderma home treatment



Cleansing

Depigmenting liposomal cleansing lotion / 100 ml

Lipid bubble solution indicated for cleansing and removing make-up from uneven skin. Cleanses, evens out the tone, and brings the skin vitality.



Daily care

 Glowing depigmenting facial cream SPF50 / 30 ml

Lightweight day cream with depigmenting active ingredients, luminous pigments, and SPF50. The synergy of its active ingredients, such as tranexamic acid, azelaic acid, or 4-butyl-resorcinol, act directly on pigmentation, clarifying blemishes and evening out the skin tone. Luminous pigments provide evenness and vitality. Its SPF prevents the formation of UV-induced spots.



 **TARGET** Cream / 15 ml

Cream with depigmenting and exfoliating active ingredients that clarify post-inflammatory hyperpigmentations and difficult to treat vascular melasma. The combination of its active ingredients accelerate and improve the cell renovation process, soften spots and even out the skin tone.



Intensive treatment

TARGET Liposomal serum / 30 ml

Intensive treatment with depigmenting active ingredients encapsulated in liposomes which act directly on the origin of blemishes (melasma, lentigo, freckles), even skin tone and provide greater skin luminosity.

Home treatment line by Sesderma



For sale in pharmacies, parapharmacies and medical clinics.

 **SENSYSES CLEANSER LIGHTENING** / 200 ml
Lipid bubble solution

 **C-VIT RADIANCE** / 50 ml
Glowing fluid

 **HIDROQUIN** / 50 ml
Whitening gel

 **AZELAC RU** / 30 ml
Liposomal serum

DEPIGMENTING FORTE Protocol

40
min

Severe pigmentation

Intensity



Skin preparation

- Cleanse skin with a gauze soaked in **Sensyses Liposomal Cleanser**.
- Degrease skin with **Degreasing solution**.
- Protect sensitive areas (lips and nose wings) with **Silkses skin protection moisturizer**.

Peel



NOMELAN
FENOL KH



NOMELAN
FENOL FORTE



RETISES FORTE



POSTTREATMENT KIT



PROPIMASK
HEALING

- Apply 1-3 coats of **Nomelan Fenol KH** (in high phototypes apply **Nomelan fenol FD**) by patting with a gauze soaked in the solution. Apply in quick and even strokes, without rubbing. Start application from the least reactive areas up to the ear lobes and forehead, up to 2 mm behind the hair line. Allow to dry between coats.
- In low phototypes, apply **Nomelan Fenol Forte** locally on the spot to be treated.
- Seal the treatment by applying a fine layer of **Retises Forte** and allow to work for 8-10 hours.
- Give the patient a **Post-treatment Kit**.
- Schedule an appointment with the patient 5-6 days after the treatment to apply a **Propimask Healing mask**.

Note: we recommend conducting the treatment in the afternoon due to the time needed for the sealing cream to remain in contact with skin, and on a Wednesday/Thursday so that the skin peels during the weekend.

The final number of coats will depend on the type of skin and its thickness, as well as the planned endpoint. The more coats, the deeper the effect, but they should not exceed 5ml of solution during the process.

Frequency: 3-4 sessions per year with monthly breaks.

DEPIGMENTING FORTE Protocol

Severe pigmentation

Mediderma by Sesderma home treatment



Cleansing

Depigmenting liposomal cleansing lotion / 100 ml

Lipid bubble solution indicated for cleansing and removing make-up from uneven skin. Cleanses, evens out the tone, and brings the skin vitality.



Daily care

 Glowing depigmenting facial cream SPF50 / 30 ml

Lightweight day cream with depigmenting active ingredients, luminous pigments, and SPF50. The synergy of its active ingredients, such as tranexamic acid, azelaic acid, or 4-butyl-resorcinol, act directly on pigmentation, clarifying blemishes and evening out the skin tone. Luminous pigments provide evenness and vitality. Its SPF prevents the formation of UV-induced spots.



 Depigmenting facial gel / 30 ml

Facial gel with depigmenting and exfoliating active ingredients that prevent and treat blemished, lackluster skin (melasma, lentigines, freckles), and skin with an uneven tone. Reduces the intensity of blemishes and provides a more even skin tone and a radiant complexion in a few sessions.



Intensive treatment

Depigmenting liposomal serum / 30 ml

Intensive treatment with depigmenting active ingredients encapsulated in liposomes which act directly in the origin of blemishes (melasma, lentigo, freckles), even skin tone and provide greater skin luminosity.

Home treatment line by Sesderma



For sale in pharmacies, parapharmacies and medical clinics.

 **SENSYSES CLEANSER LIGHTENING** / 200 ml
Lipid bubble solution

 **AZELAC RU** / 50 ml
Intensive gel cream

 **HIDROQUIN** / 50 ml
Whitening gel

 **AZELAC RU** / 30 ml
Liposomal serum

DEPIGMENTING PERIOCCULAR Protocol

40 min

Under-eye hemosiderotic pigmentation

Intensity



Skin preparation

- Cleanse skin with a gauze soaked in **Sensyses Liposomal Cleanser**.
- Protect sensitive areas (lips and nose wings) with **Silkses skin protection moisturizer**.

Peel



- Combine 1/4 measuring cup of **Glowing ADDITIVE** + 1/2 measuring cup **Argipeel**. Mix all components well with a spatule.
Start application from the least reactive areas up to the most sensitive (forehead, cheeks, chin, upper lip and nose), including lower and upper eyelids. Allow to work for 10 minutes. After this time, neutralize the peel by rinsing with water and pat dry. Do not rub.
- Apply a coat of **Mandelact T** focally over the lower lid with a cotton bud and without rubbing. Endpoint: a light white mask will appear after 4-5 minutes.

Neutralize the peel by rising the area with water and dry without rubbing.

- Seal treatment with a coat of **3-Retises CT Yellow peel** and allow to work for 6-8 hours. Then, wash face with water and gentle soap.
- Apply **Mediderma by Sesderma SPF50+ sunscreen**.

Note: it is normal to develop an edema on the treated area on the day following the treatment. To reduce it, two weeks before the procedure, apply Retises eye contour for the skin to get used to retinol. Start applying it on alternate days and slowly increase the application's frequency.

Frequency: 4-6 treatments with a 4 week break and check the patient's evolution.

DEPIGMENTING PERIOCULAR Protocol

Under-eye hemosiderotic pigmentation

Home treatment by Sesderma



Cleansing

SENSYSES EYE MAKE-UP REMOVER / 100 ml

Lipid bubble solution indicated for cleansing and removing makeup from eyes and eyelashes.

Removes even waterproof make-up. Removes fat-soluble and water-soluble impurities, strengthening eyelashes.



Dark circles

K-VIT Anti-dark circle serum / 30 ml

Through its composition of Vitamin K oxide encapsulated in liposomes, it reduces the blood pigment build-up (hemosiderin) and improves the appearance of dark circles. In addition, its formula contains plant-based active ingredients, camphanediol, pinanediol, hyaluronic acid and organic silicon that improve microcirculation in the area and help correct the signs of aging.



ANGIOSES Eye contour / 15 ml

Liposomal gel that improves microcirculation in the area and helps natural removal of dark pigment formed in dark circles. Anti-fatigue and decongesting. Contains in its composition an antioxidant cocktail rich in ginkgo biloba, quercetin and superoxide dismutase that prevents aging, hyaluronic with moisturizing acid and anti-wrinkle and arginine, an amino acid that helps circulation in the area.

BODY LIGHTENING Protocol

Lentigo in décolleté and hands

20
min

Intensity



Skin preparation

- A. Cleanse skin with a gauze soaked in **Sensyses Liposomal Cleanser**.
- B. Protect sensitive areas (lips and nose wings) with **Silkses skin protection moisturizer**.

Peel



1. Apply 3-6 coats of **Melaspeel J2** focally on the lentigines with a cotton bud. Wait for the solution to dry before applying the next coat.
2. Apply 3-6 coats of **TCA 25%** focally on the lentigines with a cotton bud. Wait for the solution to dry before applying the next coat.
3. Repeat the applications of both peels until a light frosting forms on the lentigo.
4. Finish the treatment, by sealing the whole area with a coat of **3-Retises CT yellow peel**. Do not remove, allow to work for 8-10 hours. Then the patient must wash with water and neutral soap (**Mediderma by Sesderma foamy soapless cream**).
5. Apply **Mediderma by Sesderma SPF50+ sunscreen**.

Note: this peel can be alternated with sessions of Ferulac peel or Nomelan Fenol treatments in order to even out the skin tone in the whole area.

Frequency: conduct 4-6 treatments with a 4 week break. The final number of sessions will depend on the patient's evolution.

BODY LIGHTENING Protocol

Lentigo in décolleté and hands



Mediderma by Sesderma home treatment



Cleansing

Liposomal cleansing lotion / 100 ml

Lipid bubble solution, removes makeup from face and eyes.

Skin-balancing and repairing cleanser with essential fatty acids to maintain a healthy corneal layer.



Daily care

☀ **DNA RECOVERY** Post-treatment cream / 30 ml

Repairing cream with active ingredients encapsulated in lipid bubbles that prevent and improve the damage caused by sun radiation. Through its combination of active ingredients it helps prevent photo-aging and restores skin health and vitality. Formulated with repairing enzymes, growth factors, zinc, aminoacids, ferulic acid and 3-retinol system.



☾ **Body sunscreen SPF30** / 200 ml

Liposomal body sunscreen in spray format. Protects and fights damage caused by sun radiation. Contains chemical and physical filters and SPF30+. Water-resistant.



Intensive treatment

Depigmenting liposomal serum / 30 ml

Intensive treatment with depigmenting active ingredients encapsulated in liposomes which act directly on the origin of blemishes (melasma, lentigo, freckles), even skin tone and provide greater skin luminosity.



Home treatment line by Sesderma



For sale in pharmacies, parapharmacies and medical clinics.

☐ **SENSYDES CLEANSER LIGHTENING** / 200 ml
Lipid bubble solution

☀ **REPASKIN** / 200 ml
Photo repair SPF50 lotion

☾ **HIDRADERM HYAL** / 400 ml
Body milk

☐ **AZELACRU** / 30 ml
Liposomal serum

WHITENING GENITAL Protocol

25
min

Darkening of the skin on the genital area

Intensity



Skin preparation

A. Cleanse skin with a gauze soaked in **Sensyses Liposomal Cleanser**.

Peel



1. Apply a coat of **SPA Peel lightening** in quick and even strokes over the area to be treated. Wait for the solution to dry.
2. Apply a coat of **Lactipeel** and allow to work for 3-5 minutes. Rinse the treated area with water and pat dry with a paper towel
3. Apply 1-2 coats of **C-Peel Delivery serum** with a gentle massage until fully absorbed.
4. Seal the treatment with a coat of **Ses-Retinal Orange peel sealing gel**. Allow to work for 6-8h. Following this contact time, the patient will wash the area with a gentle soa (**Mediderma by Sesderma foamy soapless cream**).

Note: the treatment should be applied in the outer genital area. In case of contact with mucous membranes, rinse the area with gauzes soaked in water.

Frequency: 6-8 sessions with a 3-4 week break. The final number of sessions will depend on the patient's evolution.

Maintenance:: repeat the treatment every 2-3 months.

WHITENING GENITAL Protocol

Darkening of the skin on the genital area

Home treatment by Sesderma



Cleansing

NANOcare INTIMATE Intimate cleanser / 200 ml

Extra smooth cleansing gel formulated with burdock extract, chamomile extract, panthenol, boswellic acid, lithium gluconate and hyaluronic acid. Created for the daily care of the woman's genital area. Cleanses, refreshes and deodorises without altering its natural physiological balance.



Daily care

NANOcare INTIMATE Genital rejuvenation gel / 30 ml

Moisturizing gel for external use formulated with hyaluronic acid, vitamin C, retinyl propionate, DMAE, growth factor $\beta 2$ and burdock extract. Reverts alterations in the intimate zone caused by aging, labor or depilation. Provides elasticity, firmness, smoothness, moisture and an even skin tone.



NANOcare INTIMATE Perfect Care / 8 x 5 ml

Single-dose canules formulated with growth factors (TGF- $\beta 2$, HGH, GM-CSF), ergothioneine, DMAE, coenzyme Q10 and ceramides, among others.

Boosts firmness, elasticity, toning and hydration of the intimate zone in cases of distension of the vaginal muscle and weakening of the pelvic floor

GENITAL REJUVENATING Protocol

25
min

Aging, loss of tension and darkening of the genital area

Intensidad     

Skin preparation

A. Cleanse skin with a gauze soaked in **Sensyses Liposomal Cleanser**.

Peel



1. Apply a coat of **SPA Peel lightening** in quick and even strokes over the area to be treated. Wait for the solution to dry.
2. Apply a coat of **Argipeel** and allow to work for 3-5 minutes. Rinse the treated area with water and pat dry with a paper towel
3. Apply 1-2 coats of **C-Peel Delivery serum** with a gentle massage until fully absorbed.
4. Seal the treatment with a coat of **3-Retises Nano Peel 1% gel**. Allow to work for 6-8h. Following this contact time, the patient will wash the area with a gentle soap.

Note: the treatment should be applied in the outer genital area. In case of contact with mucous membranes, rinse the area with gauzes soaked in water.

Frequency: 6-8 sessions with a 3-4 week break. The final number of sessions will depend on the patient's evolution.

Maintenance: repeat the treatment every 2-3 months.

GENITAL REJUVENATING Protocol

Aging, loss of tension and darkening of the genital area

Home treatment by Sesderma



Cleansing

NANOcare INTIMATE Intimate cleanser / 200 ml

Extra smooth cleansing gel formulated with burdock extract, chamomile extract, panthenol, boswellic acid, lithium gluconate and hyaluronic acid. Created for the daily care of the woman's genital area. Cleanses, refreshes and deodorises without altering its natural physiological balance.



Daily care

NANOcare INTIMATE Genital rejuvenation gel / 30 ml

Moisturizing gel for external use formulated with hyaluronic acid, vitamin C, retinyl propionate, DMAE, growth factor $\beta 2$ and burdock extract. Reverts alterations in the intimate zone caused by aging, labor or depilation. Provides elasticity, firmness, smoothness, moisture and an even skin tone.



NANOcare INTIMATE Perfect Care / 8 x 5 ml

Single-dose canules formulated with growth factors (TGF- $\beta 2$, HGH, GM-CSF), ergothioneine, DMAE, coenzyme Q10 and ceramides, among others.

Boosts firmness, elasticity, toning and hydration of the intimate zone in cases of distension of the vaginal muscle and weakening of the pelvic floor

ANTI-STRETCH MARK Protocol

Distention stretch marks caused by changes in body volume

30
min

Intensity



Skin preparation

- A. Cleanse skin with a gauze soaked in **Sensyses Liposomal Cleanser**.
- B. Protect sensitive areas (lips and nose wings) with **Silkses skin protection moisturizer**.

Peel



1. Apply 1 coat of **Spa peel classic** in quick and even strokes and allow to dry.
2. Apply 1-3 coats of **Pyruvic peel P** focally over the stretch marks. Wait for the solution to dry in between coats.
3. Spray the area to be treated with **ATPSES mist** and massage gently until fully absorbed.
4. Finish the treatment with a fine coat of **Retises Forte** and allow to work for 8-10 hours. Rinse with plenty of water. (NOT SUITABLE FOR USE DURING PREGNANCY)

Frequency: conduct 4-6 treatments with a 3-4 week break. The final number of sessions will depend on the patient's evolution.

ANTI-STRETCH MARK Protocol

Distention stretch marks caused by changes in body volume

Home treatment by Sesderma



Daily care

ESTRYSES Anti-stretch mark lotion / 200 ml

Contains active ingredients with exfoliating (glycolic acid), repairing and regenerating properties (onion extract, horsetail extract, silicon, vitamin C and centella asiatica) that reactivate the skin's mechanisms, stimulate the synthesis of collagen, elastin and glycosaminoglycans, and provide hydration and improve tissue oxygenation.



ESTRYSES Anti-stretch mark serum forte / 50 ml

Intensive focal treatment based on retinol and high concentrations of vitamins C and E with repairing and regenerating, exfoliating, protective and moisturizing properties. Improves skin keratinization, stimulates the proliferation of fibroblasts and fibronectin, inhibits the action of collagenase and restores the skin's elasticity.

Due to its retinol composition, it is not recommended during pregnancy.



Intensive treatment

ABRADERMOL Microdermabrasion cream / 50 ml

Contains aluminium oxide crystals, nicotinamide, and shea butter to perform mechanical exfoliation of the most superficial skin layers. Smooths skin and stimulates cellular turnover. Provides hydration, improving skin elasticity and turgor.



C-VIT Mist / 20 ml

Contains ascorbic acid, proteoglycans and vitamin A encapsulated in nanosomes, active ingredients with properties that repair the dermal matrix, stimulate the synthesis of collagen and improve skin elasticity, while increasing the resistance of capillary vessel walls.



www.mediderma.com